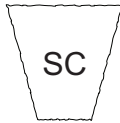


5 Stone Package

Slate Stone has an embossed top with a distressed chamfer creating a rough chiseled edge.



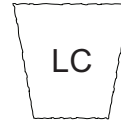
Center
 9 per pallet
 1 per circle




Small Circle
 9 per pallet
 8 per circle



Medium Circle
 18 per pallet
 17 per circle



Large Circle
 135 per pallet
 128 per circle

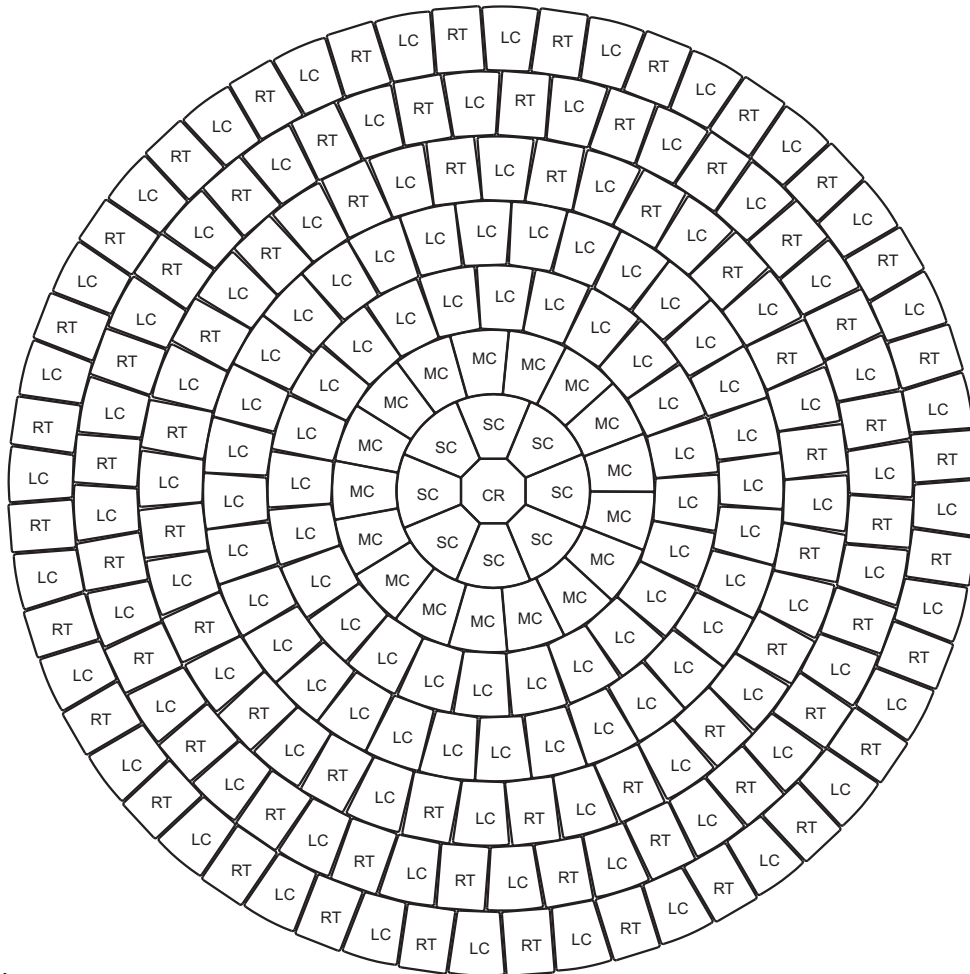


Rectangle
 81 per pallet
 72 per circle

Approximate square feet per pallet.....108

The circle uses 98 sq. ft. and a full pallet consists of 9 layers of material.

Note: Stones should be laid with even space between units to insure proper coverage and eliminate cutting.



- Center**
 1 CR Piece
 Approx. 9" Dia.
- First Course**
 8 SC Pieces
 Approx. 27" Dia.
- Second Course**
 17 MC Pieces
 Approx. 45" Dia.
- Third Course**
 24 LC Pieces
 Approx. 63" Dia.
- Fourth Course**
 32 LC Pieces
 Approx. 81" Dia.
- Fifth Course**
 20 LC Pieces
 20 RT Pieces
 Approx. 99" Dia.
- Sixth Course**
 24 LC Pieces
 24 RT Pieces
 Approx. 117" Dia.
- Final Course**
 28 LC Pieces
 28 RT Pieces
 Approx. 135" Dia.

← 11.25' Diameter →

3435 Riverside Avenue
 Rialto, CA 92316

Phone (951) 328-9115 Fax (951) 321-0115

4575 East Vineyard Ave.
 Oxnard, CA 93036

Phone (805) 485-1137 Fax (805) 983-7697