

## Slate Stone

This attractive paving stone — with its relatively smooth surface, geological banding, slightly rounded edge, refined grain and textured top — is reminiscent of the look and feel of a natural-cut flagstone. Slate Stone is a superb selection for driveways, walkways, patios and outdoor rooms.

### Stocked Colors:

See page 3 for color swatches and list of stocked colors.

*\*Solid Colors only available in 6x9 Slate Stone Shapes.*



*Shown: Cream-Brown-Charcoal Slate Stone installed in an ashlar pattern.*



### Slate Stone Combo

4 Stone Package  
5.90" x 5.90"  
5.90" x 8.90"  
8.90" x 8.90"  
8.90" x 11.90"

### Slate Stone

Size (in inches)	60 mm (see left)
Sq Ft per Stone	varies
Stones per Sq Ft	varies
Sq Ft per Pallet	127
Stones per Pallet	300
Weight per Stone	varies
Weight per Pallet	3350 lbs

### Slate Stone

Size (in inches)	80 mm (see left)
Sq Ft per Stone	varies
Stones per Sq Ft	varies
Sq Ft per Pallet	102
Stones per Pallet	240
Weight per Stone	varies
Weight per Pallet	3600 lbs

For custom color options  
contact your Angelus Sales  
Representative at:

**(951) 328-9115** or  
**(805) 485-1137**

For more information on  
Related Pavers & Walls  
Products visit:  
[AngelusPavingstones.com](http://AngelusPavingstones.com)



Polymeric Sand

**NOTE: ALWAYS VIEW PRODUCT SAMPLES PRIOR TO INSTALLATION** The color and texture of Angelus products are not specific to any product or groups of products. Variation in color, shades of color, texture, and aggregate exposure is inherent in all concrete products and exact matches cannot be guaranteed. Not all products are stocked in all colors. Charts with more product related color availability are shown from product pages. Colors and textures represented in print and online are as close as possible to the actual product. Photographic techniques, printing techniques and viewing monitors — as well as actual viewing conditions — can alter perception of color.



**Slate 6x9**  
5.90" x 8.90"

---

**Slate 6x9**

Size (in inches)  
Sq Ft per Stone  
Stones per Sq Ft  
Sq Ft per Pallet  
Stones per Pallet  
Weight per Stone  
Weight per Pallet

**60 mm**

(see left)  
0.37  
2.75  
107  
300  
9.20 lbs  
2810 lbs

**SLATE STONE**

Blended Colors (swatches shown in Slate Stone)



CREAM - BROWN - CHARCOAL



CREAM - TERRACOTTA - BROWN



GRAY - CHARCOAL



GRAY - MOSS - CHARCOAL



SAND - STONE - MOCHA



TUSCAN

Solid Colors (swatches shown in Antique Cobble I) *\*available only in 6x9 Slate Stone*



CHARCOAL




MOCHA



AVAILABLE WITH  
RECYCLED CONTENT


**Slate Stone 6x9 Herringbone**

100% Slate Stone B



**Slate Stone 6x9 Herringbone 45°**

100% Slate Stone B




Example Layout

**Slate Stone Combo Ashlar**


100% Slate Stone Combo

(Note: This is a representative layout and may not use all pieces from a pallet.  
Ashlar layouts by nature are very random.)



**Slate Stone Pattern 8**

17% Stone A, 26% Stone B, 19% Stone C, 38% Stone D





**Slate Stone Pattern 8 - 45°**

17% Stone A, 26% Stone B, 19% Stone C, 38% Stone D

